

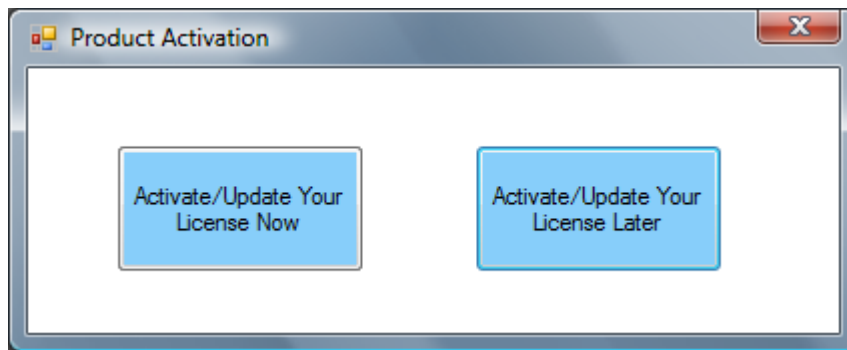
APLNext VisualAPL for Visual Studio 2008: Product Activation Dialogs

During the installation of APLNext VisualAPL for Visual Studio 2008 no activation dialogs are presented. Activation of the VisualAPL product is required only when the VisualAPL programmer attempts to build a VisualAPL project or a Visual Studio 2008 solution containing a VisualAPL project. Building a VisualAPL project can be initiated either from within Visual Studio 2008 or externally using the command line CLR compiler from the Command Prompt.

The VisualAPL Express version for demonstration and evaluation is initially licensed for 30 days. No activation is required during that period, however a reminder message may be presented during the VisualAPL Express evaluation period.

After the license period for VisualAPL has expired you should contact sales@apl2000.com. The APL2000 marketing staff may agree to extend the license for the VisualAPL Express version or will suggest that you obtain a production license for VisualAPL. In either case it will be necessary to activate the VisualAPL license to continue to build VisualAPL projects.

When the programmer attempts to build a VisualAPL project, a 'reminder' message will be periodically displayed as follows:



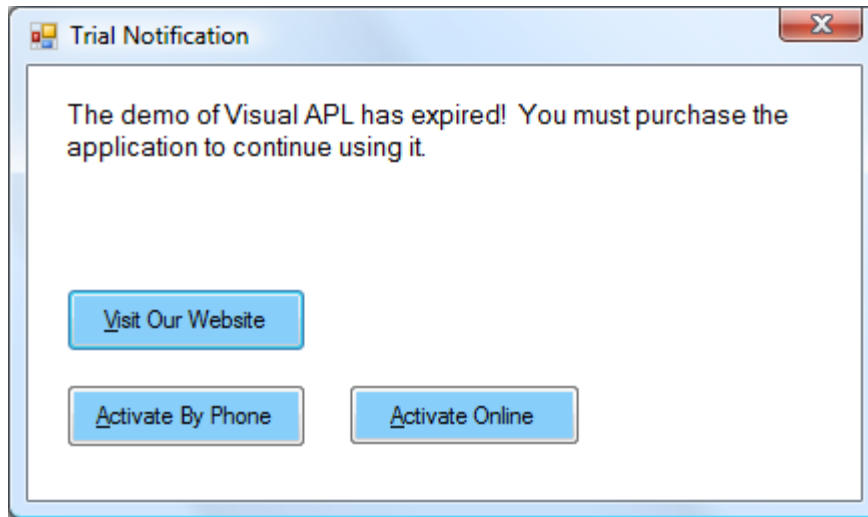
The frequency of the display of the reminder message will increase as the expiration of the current license period for VisualAPL approaches.

If the license period for your copy of VisualAPL has not yet expired, then you may click the **'Activate/Update Your License Later'** button to continue with the build of the VisualAPL project.

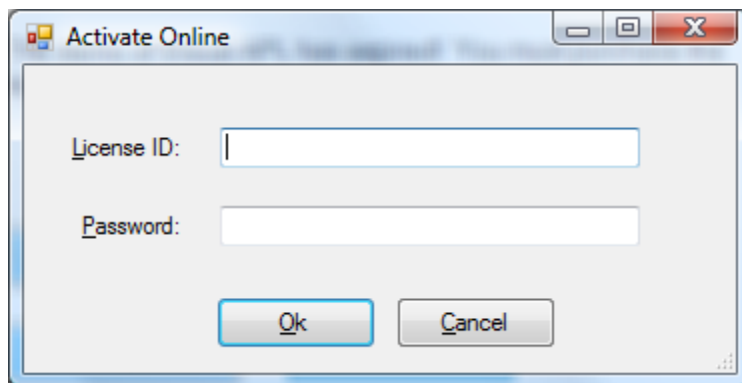
If the license period for your copy of VisualAPL has expired, then clicking the **'Activate/Update Your License Later'** will cause VisualAPL and Visual Studio 2008 to close to avoid spurious error messages. An event will be added to the Windows Application Event Log, such as "The feature for VisualAPL that you want to use requires activation". Please activate your copy, to indicate why Visual Studio 2008 was closed.

In an analogous manner an event, such as "Checking for activation. Is Demo : True - IsExpired: True - IsClockTurnedBack: True - DaysLeft: 22", will be added to the Windows Application Event Log if the programmer has set the machine clock back and tries to build a VisualAPL project. Contact support@apl2000.com if this condition applies, so that the staff can provide you with an appropriate license for the product.

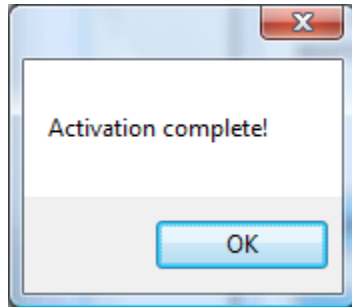
Clicking the “**Activate/Update Your License Now**” button will present the following activation dialog:



Generally you should select web-based activation and click the “**Activate Online**” button. Doing so will present the following request for the License Id and Password that is provided by sales@apl2000.com.



After entering a valid License Id and Password, the activation software incorporated into the developer version of VisualAPL will use the Internet connection available from the programmer's machine to contact the APLNext activation and licensing server to verify the information provided. If the following '**Activation complete!**' message box is presented, this indicates that the activation was successful and your copy of VisualAPL is licensed for the appropriate period and associated with the programmer's machine.



If the activation is not successful, an appropriate message box will be presented. Generally this means that the programmer's machine did not have a valid Internet connection or the connection was blocked by a firewall or proxy server. In the case of a failed online activation, the programmer should contact support@apl2000.com to obtain instructions for using the "**Activate by Phone**" option. This process requires that the user provide the machine id information generated by the "**Activate by Phone**" option to APL2000. APL2000 will return to the user the appropriate license id and password for that machine id for entry in to the "**Activate by Phone**" dialog. This information to complete the "**Activate by Phone**" process will be provided by APL2000 during regular business hours and may take more than one day for APL2000 to respond to your request.